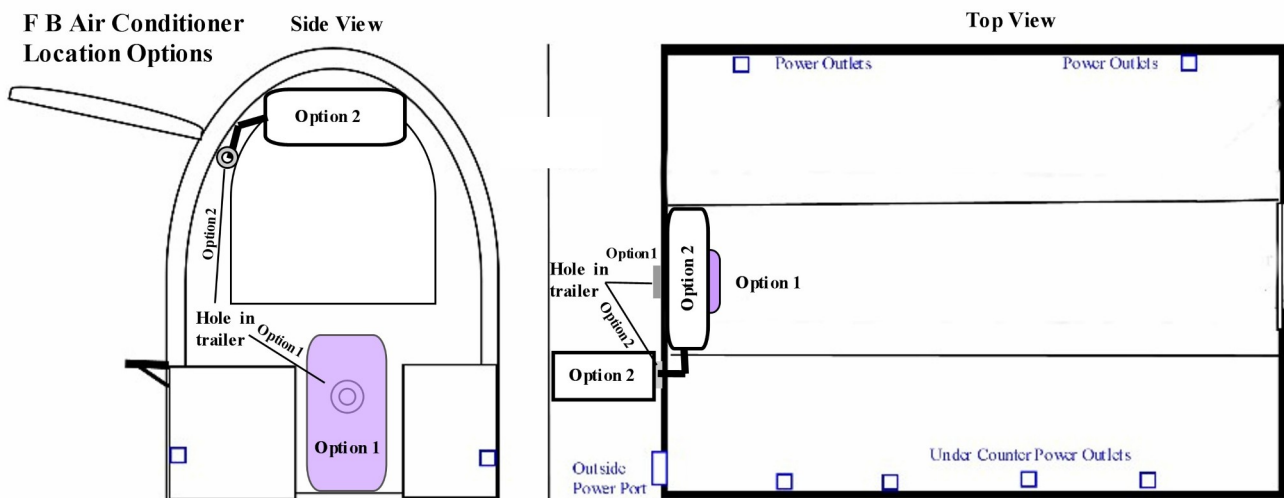


OVERVIEW OF OUR BUGGY MOBILE PLATFORM FEATURES PATENTED AND PROPRIETARY

- Wide wheel base for greater road stability and safety
- Torsion axles for smoother ride and safety for your product and equipment
- Torsion axles for safety on different roads at different speeds
- Trailer with walkway step down design for a stronger and safe trailer frame
- Torsion Axle for a lower trailer height and greater safety
- Stainless steel water tanks for strength and repair ability to comply
- Along with numerous proprietary & patented features



Hot & Cool Running Water Constructed of Stainless Steel 5" Polyurethane Swivel Casters, 2 with Safety Locks Dimension: Unit: 51" L x 25" D x 46" H 3x Basin: 9.75" W x 13.75" L x 10" Deep





Shelf Fold Inside Of Main Window



Shelf Fold Outside of Main Window

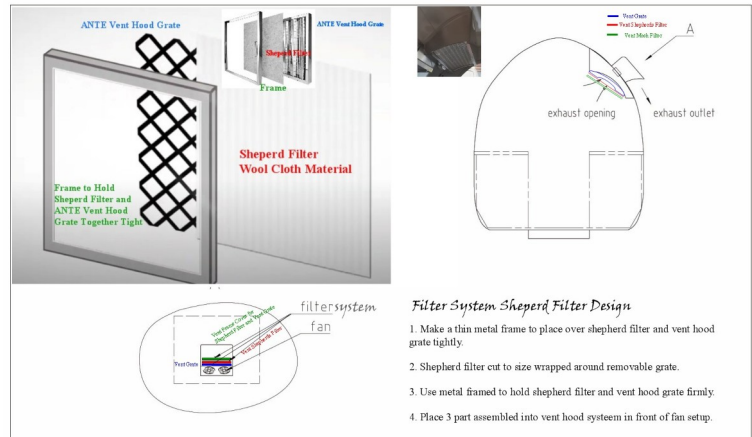



Standard Plexi Window



Fold down plexi window over tow bar With screen material behind it

Tow Bar Window Options: 1. Fold Down Solid SS Cover 2. Fold Down & Service Window H 3. Fold Down & Service Window V 4. Fold Down Service Window Solid Plexi 5. Fold Down Solid Plexi & Screen Material Behind It

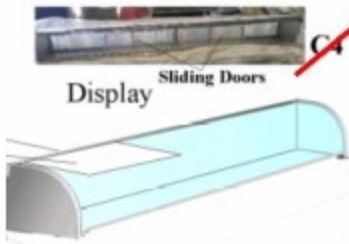




- 1. Sash Seal Windowa
- 2. Self Close Window
- 3. Fold Shelf



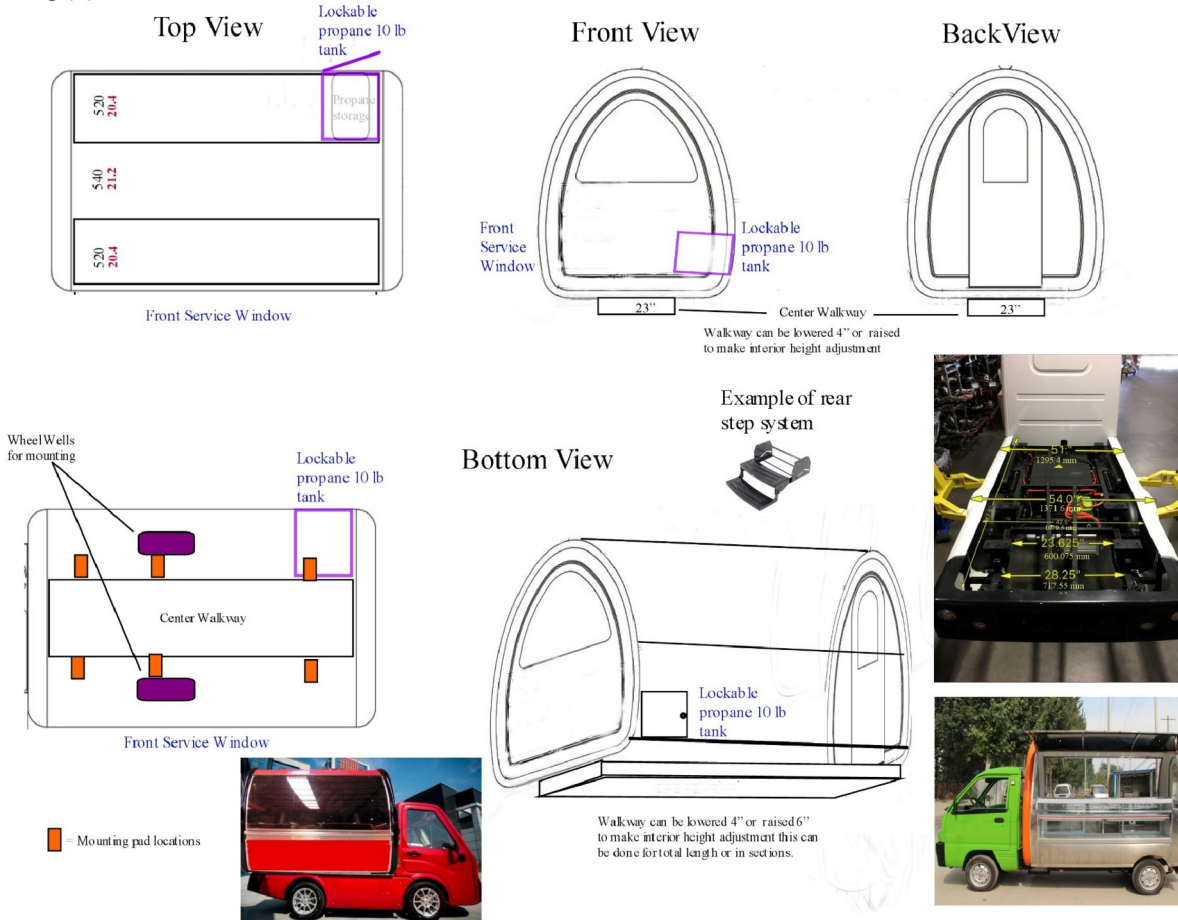
- 4. Vent Hood System
- 5. AC Option Location
- 6. Heater Option Location



- 7. Display/ Sneeze Guard with sliding doors

Drawing (K)

Example of Mounting Option for Vehicles



Sides To Go: FOOD BUGGY 4 CASTER UNIT MOBILE OPTIONS
Custom Length: 7 ft.6 in

Push Cart Options:
For In & Outside Operations



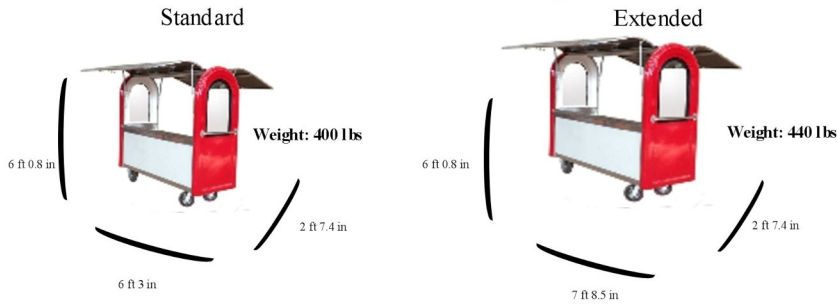
Highway & In City
Mobile Trailer Options
For all Food Buggy
Models:



Trailer Mobile Options: Width: 48" to 77" Length: 72" to 144"

Mobile Food Concepts Gull Wing With Kiosk Options

HOE Gullwing Kiosk



GULLWING

Description	Standard*	Extended*
Counter top		
Counter top, 1 sink and 1 faucet system		
Counter top, 2 sinks and 1 faucet system		
Counter top, 3 sinks and 1 faucet system		
		See Current Price List
* Include shipping costs to Cleveland OH. Contact us about discounts and promotions information		

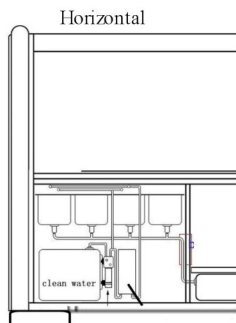
COMMON GULLWING MODIFICATION

Description	Standard	Extended
2 LED Light panels		
Counter display/sneeze guard		
Front table		
Water heating system		
Travel chassis trailer		
Rail system option		
The listed above are additional pricing		
		See Current Price List

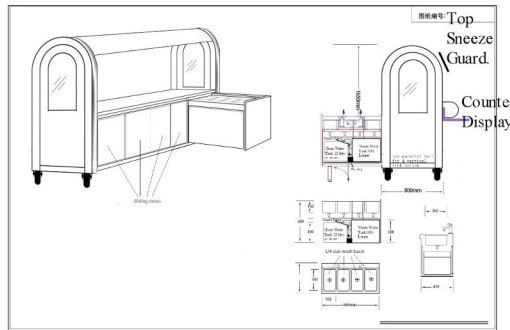
2 LED Light Panels



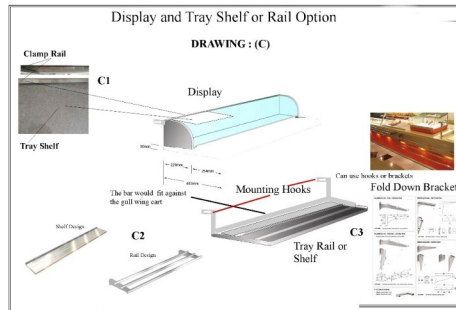
Gull Wing Design With Internal Sink System



Vertical



Example of Gull Wing Mobile Bike Tow Option:



Question or need more information contact us anytime